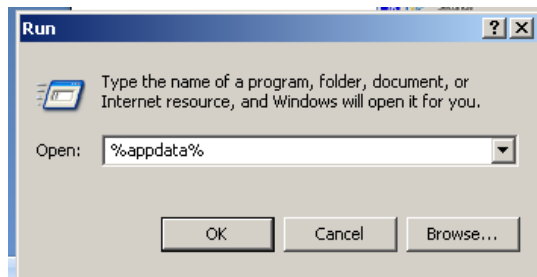
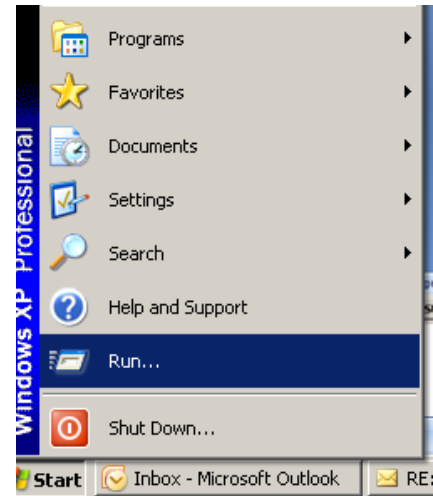


Error: Database Error: Not enough space on line xx

Alternate error message: Database error: invalid argument on line XX

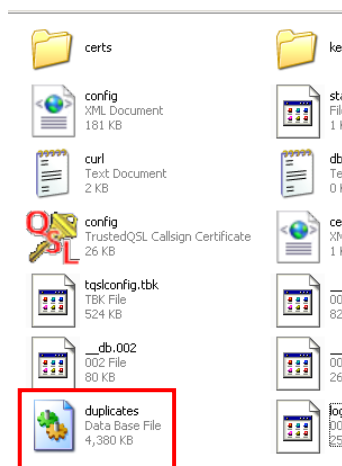
1. From your **START** menu select **RUN**



2. In the **RUN** box type:

%appdata%

3. Open the folder **TrustedQSL**



4. Delete the **Duplicates** Data Base File.

4 b. Another option is to move this file to another folder on your computer.

The easiest thing to do for a Mac user is to open a Terminal window (the Terminal application can be found in the Utilities folder), then type the following commands at the prompt:

```
cd $HOME/.tqsl
```

```
rm duplicates.db __db.* log.*
```

You must type those two commands exactly as given - case matters.
Note that there's a period before 'tqsl' on the first line.